

DATAG 2019 Summer Utilizing Student Growth Data At All Levels To Drive Improvement



Eric Blask
Director of Data and Informatics
@BlaskEric

Presentation and resources can be found here

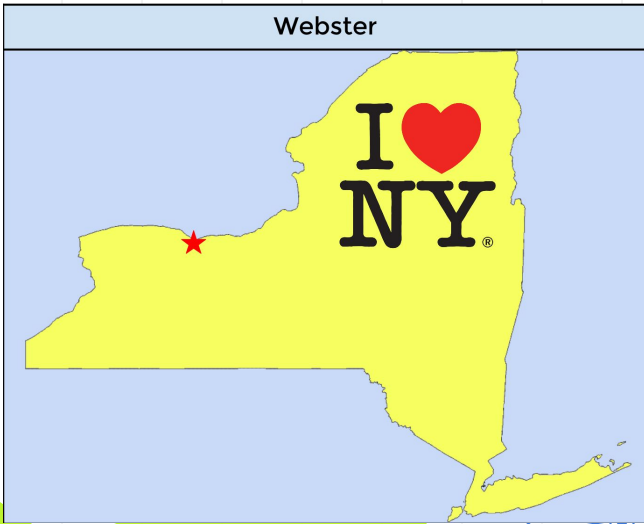
www.bit.ly/DATAG2019Summer






One Webster

Students First. District Proud.



- ★ Suburban Rochester
- ★ On Lake Ontario
- ★ 8,500 students
- ★ 10th largest outside NYC
- ★ 7 Elementary (K-5) Buildings
- ★ 2 Middles and 2 Highs

What do we use???



nwea



+tableau



Google Sheets






Nuggets




- **Systematic data review leads to focused instruction and common goals.**
- **Sharing data across the entire building (and district) increases a sense of community and One Webster.**

Major Data Points

- **NWEA MAP Grades 1 - 7 (3x a year)**
- **F&P BAS Grades K-5 (2-3x a year)**
- **AIMSWEB Probes K and 1**
- **6 - 12 Teacher assessments**
- **3 - 12 State Assessments**



Data Review



- **Elementary Schools**
 - **3x a year**
 - **1-3 hour sessions**
 - **All grade level teachers, interventionists, and building admin**
- **Middle Schools - PLCs as needed**
- **High Schools - Counselor and Admin teams 8x a year**

Let's play
with some data



www.bit.ly/DATAG2019Summer